

NLMO Series Single Mode Narrow Linewidth Laser



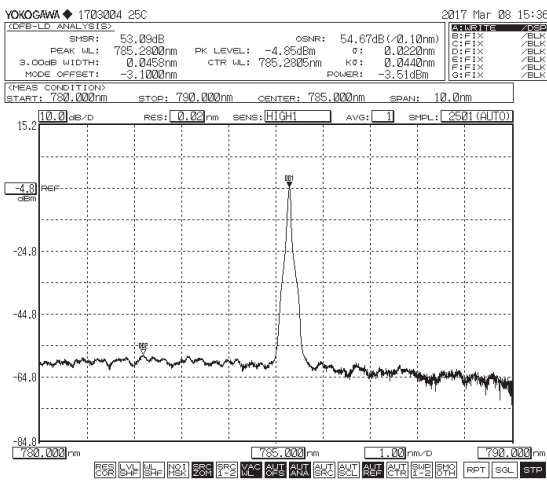
Key Features

- ◆ Excellent wavelength stability $\pm 7\text{pm}@4\text{h}$
- ◆ Power stability $< \pm 2\%$
- ◆ Low power consumption, typical $< 5\text{W}$
- ◆ Compact design, easily integrated

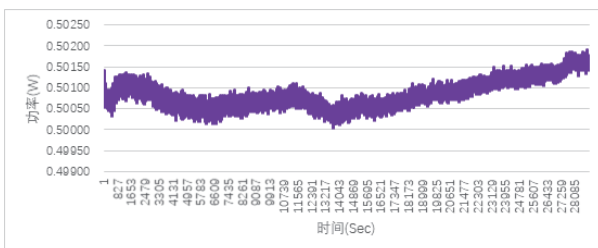
Applications

Raman spectroscopy
Laser-induced fluorescence

Technical Specifications



785nm laser spectrum (SMSR>40dB)



785nm power stability@4h

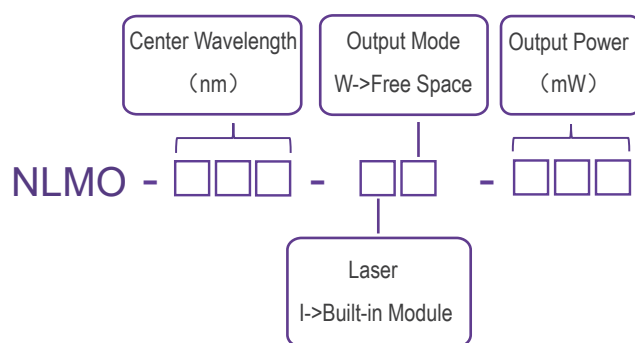
Optical Parameters		
Center Wavelength (nm)	785	1064
Output Power (mW)	100	300
Wavelength Tolerance (nm)	± 0.5	
Linewidth (nm)	< 0.1	
Wavelength Stability	$\pm 7\text{pm}@4\text{h}$ Typ.	
Power Stability	$\pm 2\% @4\text{h}$ Typ.	
SMSR(dB)	> 40	35-45
System Parameters		
Adjustability % Full Power	0~100%	
Warm up Time (min)	15	
Control Interface	PH2.0-10P , USB	
Supply Voltage	5VDC/2A	
Power Consumption	$< 5\text{W}$ Typ.	
Storage Humidity	0~80% RH	
Storage Temperature ($^{\circ}\text{C}$)	0~55	
Operating Temperature ($^{\circ}\text{C}$)	10~35 (heat sink is required)	
Weight (g)	< 150	
Dimensions (mm)	76.2×63.5×22	

All the data in the above table are the typical values obtained from the tests at room temperature of 25°C , and the final data is subject to the final test report.

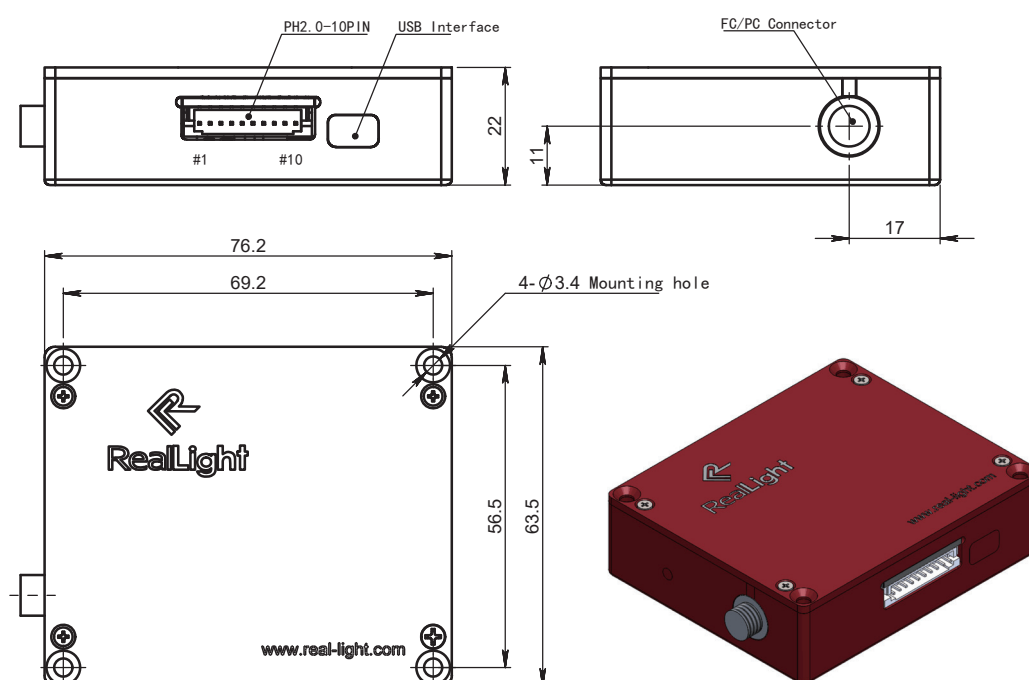
Ordering Information

Wavelength (nm)	Output Power (mW)	Part Number
785	100	NLMO-785-IW-100
1064	300	NLMO-1064-IW-300

Part Numbering Schema



Mechanical Drawings (mm)



Pin Descriptions		
PIN	Function	Description
1	NC	NC
2	VSET_ENABLE	Set to low-level to control power through PIN8, high-level or suspend to disable LD
3	GND	Input Power Ground
4	RTV	Rt signal level, 1.25V for 25°C
5	GND	Input Power Ground
6	+5V	5VDC/2A
7	LASER ENABLE	Set to high-level to enable the laser, low-level or suspend to disable LD
8	Power Control	Apply 0-1.2V to control output power (0-100% full power adjustability)
9	GND	Signal Ground
10	PDV	PD feedback signal, 0.5V for 100mW/350mW

